



Sphera SCRM Commodity Risk Tracker

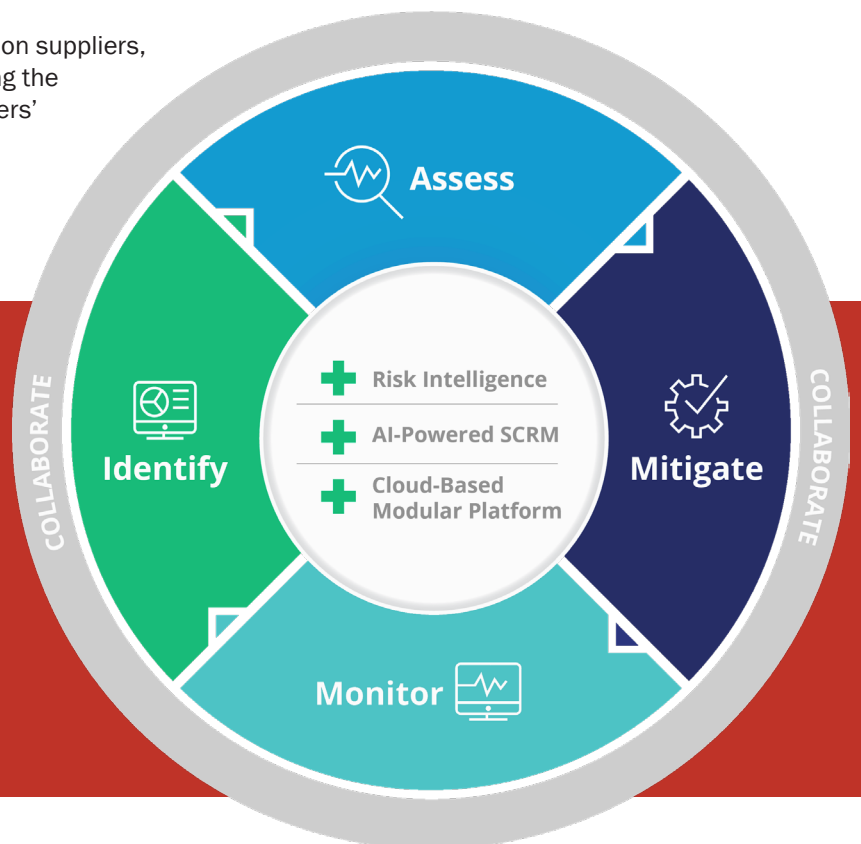
Keep an eye on risk events occurring on the supply side of commodities.

Commodities are basic goods used in commerce, including certain raw materials such as metals or minerals. Manufacturing companies are highly dependent on the availability of commodities. These basic goods are used as inputs in the production of intermediaries and final products. Examples include the commodity copper ore, which is used to produce copper wire. In turn, copper wire is used in intermediary products including electronics, or in final products such as electric vehicles.

Sphera SCRM Commodity Risk Tracker gives users insights into potential disruptions in commodity supply. It allows companies to monitor their critical suppliers for defined commodities. Commodity Risk Tracker can inform customers of risk events occurring on supplier sites. It provides a solution for monitoring all relevant commodity suppliers on a global scale.

Customers are provided with master data on suppliers, which saves time and effort for researching the information. Monitoring commodity suppliers' risk events enables companies to analyze and mitigate risks at the beginning of every supply chain. Users can take action without delay.


**Sphera SCRM
Commodity Risk
Tracker enables
you to monitor
critical commodity
suppliers.**



Key Features of Sphera SCRM Commodity Risk Tracker

Companies have access to real-time risk alerts for their most significant commodities. Aided by a clearly arranged presentation of risk events, users can find relevant information quickly. Companies can interpret the data and begin mitigation without delay.

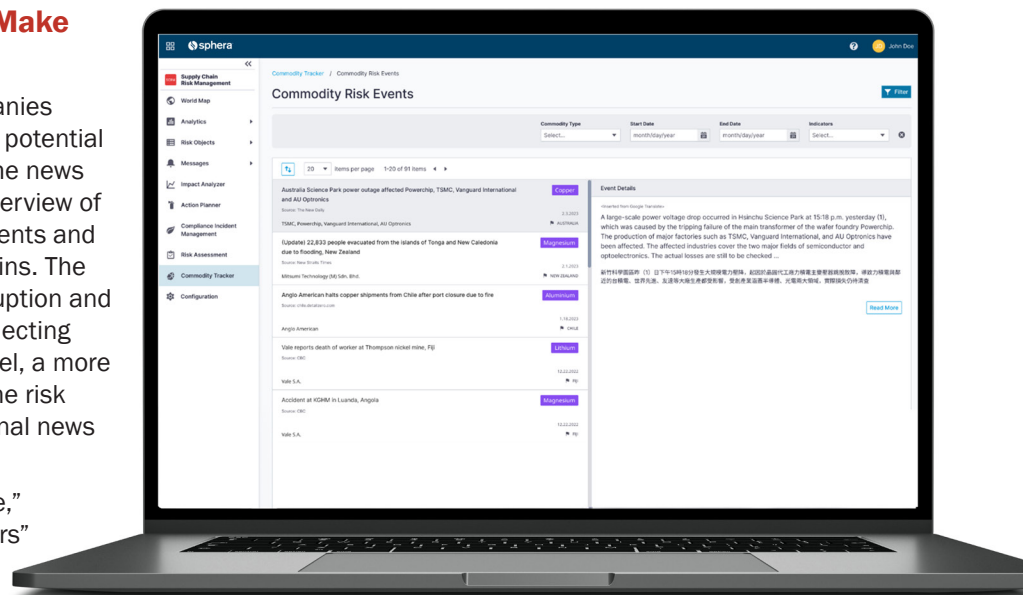
Types of commodities covered by Sphera SCRM Commodity Tracker:



Understand Data Faster and Make Better Decisions

With Commodity Risk Tracker, companies automatically receive information on potential threats to their commodity supply. The news feed on the left panel provides an overview of near real-time information on risk events and disruptions in commodity supply chains. The relevant commodity, the type of disruption and the data source are displayed. By selecting the related risk event on the left panel, a more detailed view on the description of the risk event, as well as the URL to the original news message, is provided.

Filtering options on “Commodity Type,” “Start Date,” “End Date” and “Indicators” allow users to filter the information according to their individual needs.



Are you ready for an integrated approach to managing commodity risks?

Contact us to learn more about Sphera SCRM Commodity Risk Tracker

[sphera.com/contact-us](https://www.sphera.com/contact-us)

ABOUT SPHERA

Sphera is the leading provider of environmental, social and governance (ESG) performance and risk management software, data and consulting services focusing on Environment, Health, Safety & Sustainability (EHS&S), Operational Risk Management (ORM), Product Stewardship and Supply Chain Risk Management (SCRM). For more than 30 years, we have served over 7,000 customers and a million-plus users in 80 countries to help companies keep their people safe, their products sustainable and their operations productive.